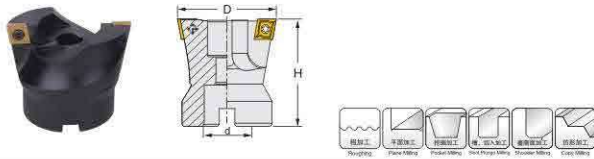


SB 固定式雙刃粗鏜頭
SB Fixed Twin-bit Rough Boring Head



型號 Model	刃數 No. of Flute	尺寸 Size(mm)			刀片型號 Insert	螺絲 Screw	扳手 Wrench	單價 RMB
		D	d	H				
SB44.7-22	2	44.7	22	50	CCMT 09T308	T40080S	T15F	460
49.7-22	2	49.7	22	50				460
New! 51.7-22	2	51.7	22	50				460
54.7-22	2	54.7	22	50				460
59.7-22	2	59.7	22	50				460
New! 61.7-22	2	61.7	22	50				460
New! 64.7-27	2	64.7	27	50				510
New! 69.7-27	2	69.7	27	50				510
New! 71.7-27	2	71.7	27	50				510
New! 74.7-27	2	74.7	27	50				510
New! 79.7-27	2	79.7	27	50				510
84.7-27	2	84.7	27	50				510
89.7-32	2	89.7	32	50				600
94.7-32	2	94.7	32	50				600
99.7-32	2	99.7	32	50				600
104.7-32	2	104.7	32	63				600
109.7-32	2	109.7	32	63				700
114.7-32	2	114.7	32	63				700
119.7-32	2	119.7	32	63				700
124.7-32	2	124.7	32	63				700
129.7-32	2	129.7	32	63	700			

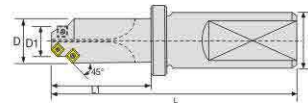
適用/SUITABLE: 日立刀片/HITACHI INSERT 盈克 YKEL

導柱沉頭刀系列
Guide post countersunk head tool series



型號 Model	刃數 No. of Flute	尺寸 Size(mm)				刀片型號 Insert	螺絲 Screw	單價 RMB
		刀具 直徑	底孔 直徑	柄部 直徑	沉孔 深度			
CT 1218-6.5	3	18	12	25	CCMT 060204	L J2506	146	
1521-6.5	3	21	15	25			146	
1622-6.5	3	22	16	25			146	
2026-6.5	3	26	20	25			146	
2026-8.5	3	26	20	25			146	
2531-6.5	3	31	25	32			146	
2531-8.5	3	31	25	32			146	
2531-10.5	3	31	25	32			146	
3036-8.5	3	36	30	32			146	
3036-10.5	3	36	30	32			146	
3541-8.5	3	41	35	32	CCMT 09T304	L J0409	173	
3541-10.5	3	41	35	32			173	
4046-10.5	3	46	40	32			200	
4248-10.5	3	48	42	32			200	
4552-10.5	3	52	45	32			219	
4855-10.5	3	55	48	32			219	
5057-12.5	3	57	50	32			219	
5562-10.5	3	62	55	32			219	
6067-15.5	3	67	60	40			282	
7077-12.5	3	77	70	40			328	
7077-15.5	3	77	70	40	328			
8088-15.5	3	88	80	40	391			
8088-20.5	3	88	80	40	391			
9098-20.5	3	98	90	40	446			

TH 螺絲沉頭孔銑刀
TH Countersunk head screw hole cutter



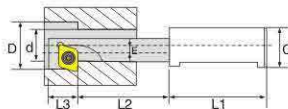
把傳統的鑽頭與沉頭加工結合於一體，一次加工完成，大幅提高螺絲沉頭孔的加工效率 The traditional saving head with heavy head recessing suitable for an organic whole, finish in one time. A substantial increase in countersunk head screw hole work efficiency.

型號 Model	刃數 Teeth	尺寸 Size(mm)					刀片 Blade	螺釘 Screw	扳手 Wrench	單價 RMB
		D	D1	d	L1	L				
TH-M6-11-C20-110	2	11	-	20	-	110	CCMT060204	T25065S	T8F	240
TH-M6-11-C25-110	2	11	2.9	25	21	110				240
TH-M8-14-C25-110	2	14	2.9	25	21	110				240
TH-M10-17.5-C25-110	3	17.5	5.3	25	26	110				240
TH-M12-20-C25-110	3	20	7.8	25	30	110				240
TH-M14-23-C25-120	3	23	10.8	25	34.5	120				290
TH-M16-26-C32-120	3	26	8.5	32	39	120	290			
TH-M18-29-C32-120	3	29	11.5	32	43.5	120	340			
TH-M20-32-C32-120	3	32	14.5	32	59	120	340			
TH-M24-38-C32-120	3	38	-	38	60	120	360			
TH-M30-48-C32-120	3	48	-	48	70	120	400			

倒角沉頭刀
Chamfering knife head

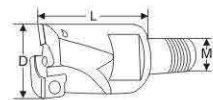


減少二次加工，增加微調機械不用正反轉，減少損壞概率特殊設計本體剛性最佳
Reduce the secondary processing, increase the trimming machine's positive/negative, reduce the probability of damage. Specially designed rigid body best.



型號 Model	尺寸 Size(mm)							刀片 Blade	螺釘 Screw	扳手 Wrench	單價 RMB
	D	d	C	L1	L2	L3	E				
M10-1810	18	10.5	16	48	35	13	6.2	CCMT060204	T25065S	T8F	240
M12-2013	20	13	16	48	40	13	3.85				240
M14-2315	23	15	16	48	50	13	10				280
M16-2617	26	17	20	50	50	13	11	CCMT09T308	T40080S	T15F	280
M20-3321	33	21	25	56	70	13	13				280
M24-4025	40	25	25	56	80	13	14.3	280			

TB 雙刃粗鏜連接式刀頭
TB double - edge rough boring connected tool head



型號 Model	刃數 No. of Flutes	尺寸 Size(mm)			刀片型號 Insert	螺絲 Screw	扳手 Wrench	單價 RMB
		D	d	L1				
New! TB-14.8-M8-2T-CC06	2	14.8	M8	25	CCMT060204	T25050S	T8F	180
New! TB-15.8-M8-2T-CC06	2	15.8	M8	25				180
New! TB-16.8-M8-2T-CC06	2	16.8	M8	25				180
New! TB-17.8-M8-2T-CC06	2	17.8	M8	25				180
New! TB-18.8-M8-2T-CC06	2	18.8	M8	25				180
New! TB-19.8-M8-2T-CC06	2	19.8	M8	25				180
New! TB-20.8-M10-2T-CC06	2	20.8	M10	25				180
New! TB-21.8-M10-2T-CC06	2	21.8	M10	30				180
New! TB-22.8-M10-2T-CC06	2	22.8	M10	30				180
New! TB-23.8-M10-2T-CC09	2	23.8	M10	35				200
New! TB-24.8-M10-2T-CC09	2	24.8	M10	35	200			
New! TB-25.8-M10-2T-CC09	2	25.8	M10	35	200			