
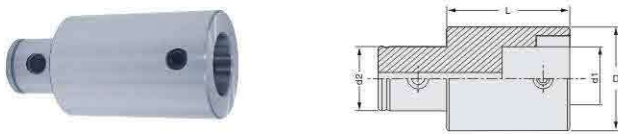


R8-LBK鏢刀柄
R8-LBK cutter handle



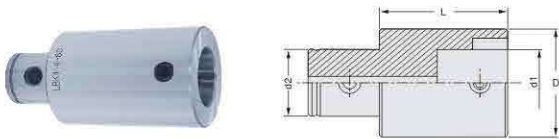
型號 Model	尺寸 Size(mm)			側固錐度螺絲 Screw	单价 RMB
	D	d	L		
<i>New!</i> R8-LBK1-50	19	11	50	SM4	240
<i>New!</i> R8-LBK2-45	24	14	45	SM5	240
<i>New!</i> R8-LBK3-50	31	18	50	SM5	240
<i>New!</i> R8-LBK4-50	39	22	50	SM6	240
R8-LBK5-75	50	28	75	SM6	240
<i>New!</i> R8-LBK6-65(公制)	64	36	65	SM8	240
<i>New!</i> R8-LBK6-65(英制)	64	36	65	SM8	240

CK等徑延長接柄
CK equal diameter extension



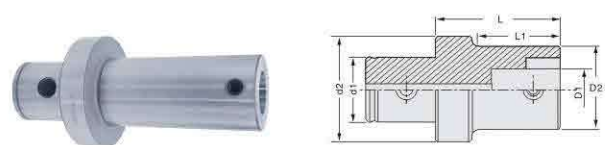
型號 Model	尺寸 Size(mm)				側固錐度螺絲 Screw	单价 RMB
	D	d1	d2	L		
CK1-1-30	19	11	11	30	SM4	200
CK2-2-30	24	14	14	30	SM5	200
CK2-2-45	24	14	14	45	SM5	200
CK3-3-30	31	18	18	30	SM6	200
CK3-3-45	31	18	18	45	SM6	200
CK4-4-45	39	22	22	45	SM8	200
CK4-4-60	39	22	22	60	SM8	220
CK5-5-60	50	28	28	60	SM10	240
CK5-5-90	50	28	28	90	SM10	260
CK6-6-60	64	36	36	60	SM12	220
CK6-6-100	64	36	36	100	SM12	260
CK6-6-120	64	36	36	120	SM12	320

LBK等徑延長接柄
LBK Equal Diameter Extension Adapter



型號 Model	尺寸 Size(mm)				側固錐度螺絲 Screw	单价 RMB
	D	d1	d2	L		
LBK 1-1-30	19	11	11	30	SM4	70
1-1-45	19	11	11	45	SM4	80
1-1-60	19	11	11	60	SM4	80
2-2-30	24	14	14	30	SM5	70
2-2-45	24	14	14	45	SM5	80
2-2-60	24	14	14	60	SM5	80
3-3-30	31	18	18	30	SM6	80
3-3-45	31	18	18	45	SM6	100
3-3-60	31	18	18	60	SM6	110
3-3-100	31	18	18	100	SM6	150
4-4-30	39	22	22	30	SM8	80
4-4-45	39	22	22	45	SM8	80
4-4-60	39	22	22	60	SM8	110
<i>New!</i> 4-4-100	39	22	22	100	SM8	150
4-4-180	39	22	22	180	SM8	400
5-5-60	50	28	28	60	SM10	120
5-5-100	50	28	28	100	SM10	140
<i>New!</i> 5-5-120	50	28	28	120	SM10	180
5-5-180	50	28	28	180	SM10	400
6-6-60	64	36	36	60	SM12	130
6-6-100	64	36	36	100	SM12	140
<i>New!</i> 6-6-120	64	36	36	120	SM12	180
6-6-180	64	36	36	180	SM12	400

LBK異徑轉換接柄(大接小)
LBK Reducing Change Adapter (Big To Small)



型號 Model	尺寸 Size(mm)						側固錐度螺絲 Screw	单价 RMB
	D1	D2	d1	d2	L1	L		
LBK 2-1-36	11	19	14	-	30	36	SM5	200
3-1-41	11	19	18	31	30	41	SM6	200
3-2-37	14	24	18	31	25	37	SM6	200
4-1-58	11	19	22	39	40	58	SM8	232
4-2-50	14	24	22	39	36	50	SM8	232
4-3-50	18	31	22	39	37	50	SM8	232
5-1-60	11	19	28	50	40	60	SM10	260
5-2-54	14	24	28	50	35	54	SM10	260
5-2-74	14	24	28	50	55	74	SM10	260
5-3-47	18	31	28	50	29	47	SM10	260
5-3-72	18	31	28	50	54	72	SM10	260
5-4-42	22	39	28	50	25	42	SM10	260
5-4-72	22	39	28	50	50	72	SM10	260
6-1-70	11	19	36	64	40	70	SM12	300
6-2-63	14	24	36	64	45	63	SM12	300
6-2-93	14	24	36	64	75	93	SM12	360
6-3-56	18	31	36	64	39	56	SM12	300
6-3-78	18	31	36	64	39	78	SM12	360
6-3-96	18	31	36	64	79	96	SM12	360
6-4-51	22	39	36	64	35	51	SM12	300
6-4-101	22	39	36	64	85	101	SM12	360
6-5-41	28	50	36	64	25	41	SM12	300
6-5-91	28	50	36	64	75	91	SM12	360