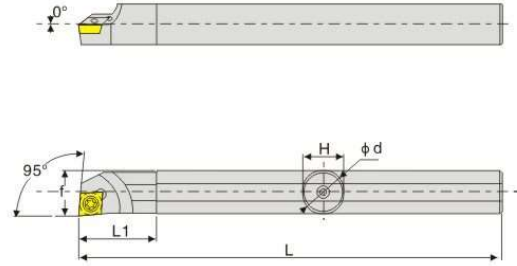


内孔车刀(螺钉式) Boring Bars(S-type)



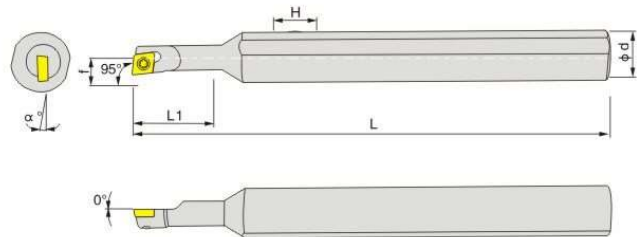
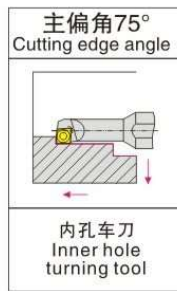
SCLCR/L




型号 Model	刀片 Insert 	适用条件 Applicable conditions							配件 Accessories	
		ϕ Dmin	ϕ D	f	L	L1	H	α°	 螺丝 Screw	 扳手 Wrench
S08K-SCLCR/L06	CC□□0602□□	ϕ 10	ϕ 8	5	125	14	7	-15°	M2.5 × 6	T8
S10K-SCLCR/L06		ϕ 12	ϕ 10	6	125	14	9	-13°		
S10K-SCLCR/L06		ϕ 12	ϕ 10	6	125	14	9	-13°		
S12M-SCLCR/L06		ϕ 16	ϕ 12	9	150	25	11	-10°		
S16Q-SCLCR/L06		ϕ 20	ϕ 16	11	180	32	15	-8°		
S12M-SCLCR/L09	CC□□09T3□□	ϕ 16	ϕ 12	9	150	25	11	-10°	M4 × 8	T15
S16Q-SCLCR/L09		ϕ 20	ϕ 16	11	180	32.5	15	-12°		
S20R-SCLCR/L09		ϕ 25	ϕ 20	13	200	38	18	-8°		
S25S-SCLCR/L09	CC□□1204□□	ϕ 32	ϕ 25	17	250	45	23	-6°	M5 × 12	T20
S25S-SCLCR/L12		ϕ 32	ϕ 25	17	250	45	23	-6°		
S32T-SCLCR/L12	CC□□1204□□	ϕ 40	ϕ 32	22	300	50	30	-10°	M5 × 12	T20
S40U-SCLCR/L12		ϕ 50	ϕ 40	27	350	60	37	-8°		
H08K-SCLCR/L06	CC□□0602□□	ϕ 10	ϕ 8	5	125	14	7	-15°	M2.5 × 6	T8
H10K-SCLCR/L06		ϕ 12	ϕ 10	6	125	14	9	-13°		
H10K-SCLCR/L06		ϕ 12	ϕ 10	6	125	14	9	-13°		
H12M-SCLCR/L06		ϕ 16	ϕ 12	9	150	25	11	-10°		
H16Q-SCLCR/L06		ϕ 20	ϕ 16	11	180	32	15	-8°		

内孔车刀(螺钉式) Boring Bars(S-type)

SCLCR/L 95°



型号 Model	刀片 Insert 	规格 Specification							螺丝 Screw 	扳手 Wrench 
		ϕ Dmin	ϕ d	L	L1	H	f	α°		
S07M-SCLCR/L06-A16	CC□□0602□□	10	16	150	150	15	4.9	15°	M2.5 × 5	T8
S08M-SCLCR/L06-A16		11	16	150	150	15	5.5	13°		
S10M-SCLCR/L06-A16		12	16	150	150	15	6	12°	M2.5 × 6	
S12M-SCLCR/L06-A16		14	16	150	150	15	7	10°		

